




A level Fine Art, Art Textiles,  
Graphic Communication  
Year 12 to year 13 summer  
tasks:

Observation studies for Self-  
Set project



# How do I progress with my Self-Set Project?

?




<https://www.youtube.com/watch?v=q0J-H5XzDZ4&t=18s>



<https://www.youtube.com/watch?v=ZEalun2THcg>



<https://www.youtube.com/watch?v=gqi7Oay62EY>



<https://www.youtube.com/watch?v=Su2uUFB7rjs>



## Year 13 Transition tasks: Observation studies

**Produce at least 5 observational studies from life or your own photographs using different media and approaches. Ensure that all work links with your self-set project theme and is presented and annotated.**

### **A03:**

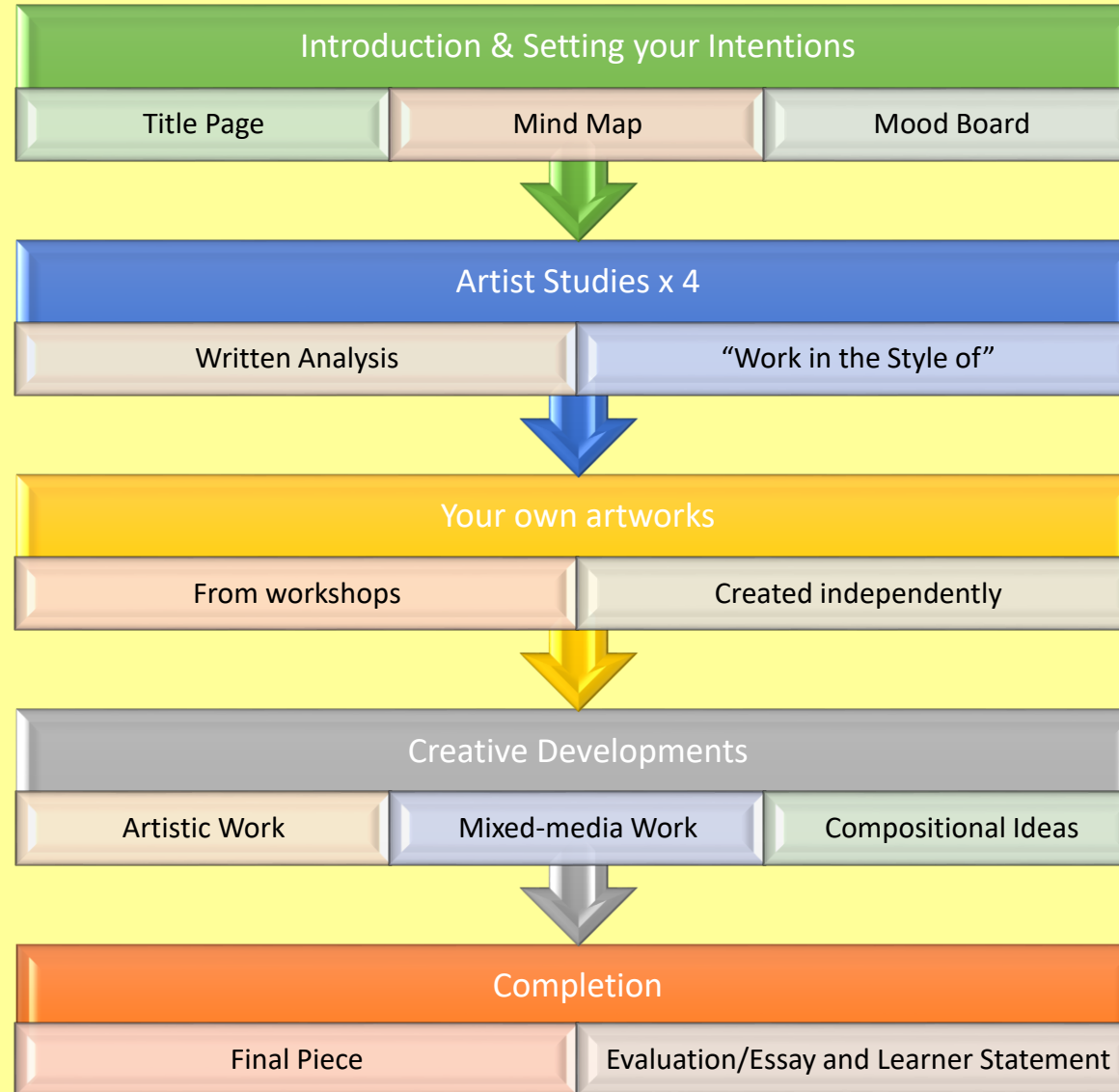
**Recording, by drawing and other suitable means**, such as colour, tonal and textural notes, photographs and annotation in sketchbooks and on study sheets, ideas, observations and insights that are in line with personal intentions.

**Critical reflection on progression of work** in order to effectively review what has been learned, acquire deeper understanding and clarify purposes and meanings.

Where appropriate, learning could be transferred to new contexts, such as adapting an expressive, abstract painted response to cross sections of fruit in order to develop graphic designs for new, locally-produced fruit yoghurts.



# How do I progress with my Self-Set Project?





## How do I progress with my Self-Set Project?



A reminder of the EDUQAS assessment objectives  
– the start of a project is mainly focused on AO1:

Assessment Objective 1 =25%	Assessment Objective 2 =25%	Assessment Objective 3 =25%	Assessment Objective 4 =25%
Artist links:  Developing ideas through investigations into Photographers & other artists	Development:  Refining ideas through experimenting with Photoshop & mixed media	Observations:  Recording ideas, observations and insights in visual and/or other forms	Final Piece:  Presenting a personal, informed and meaningful response