

# Rawlins Google Classroom

## A Complete Guide

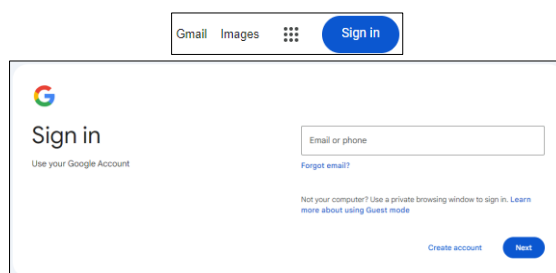


We use **Google Classroom** to store homework and everyday schoolwork. Teachers will add homework to Google Classroom and add links and directions to Go4Schools for deadlines and updates.

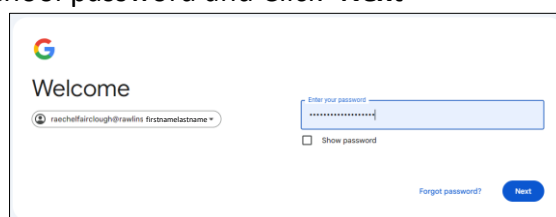
Add this page to your **'Favourites'**

We use **Google Classroom** to store homework and everyday schoolwork.

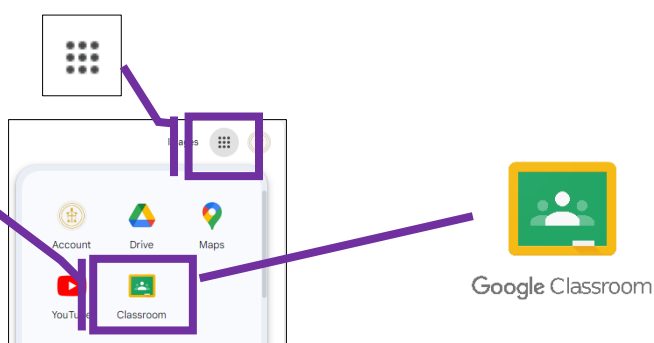
1. Open a web browser and go to <https://www.google.co.uk>
2. Click **'Sign in'**



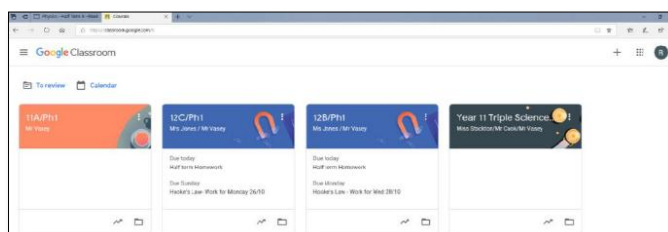
1. They will need to type in their school email address
  - a. [firstname.lastname@rawlins.embracemat.org](mailto:firstname.lastname@rawlins.embracemat.org)
2. Then type in their school password and Click **'Next'**



3. Click **'Next'**
4. Click the dots on the webpage
5. Click **'Classroom'**



6. If this doesn't work, go to the website: [www.classroom.google.com](https://www.classroom.google.com)
  - a. Add this page to your **'Favourites'**
7. This is what you will see.



# Rawlins Google Classroom

## A Complete Guide

**Note:** If there is a welcome message, review it and Click 'Accept'. Review the Terms of Service and Privacy Policy and Click 'I agree'. You are using an Education Fundamentals account, Click 'I'm A Student'. Your 'Google Classroom Home' should show classrooms for each subject.

